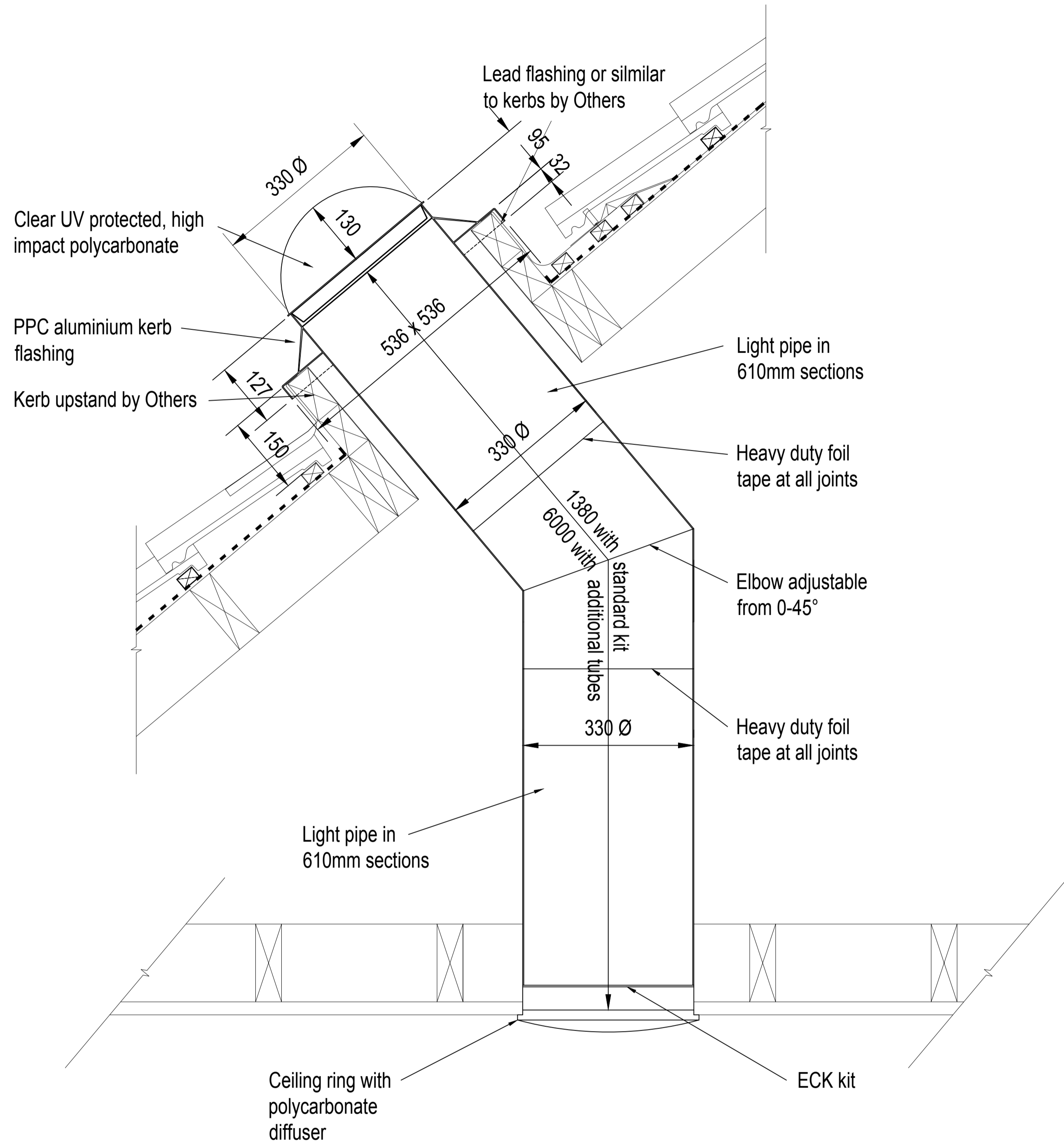
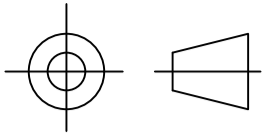
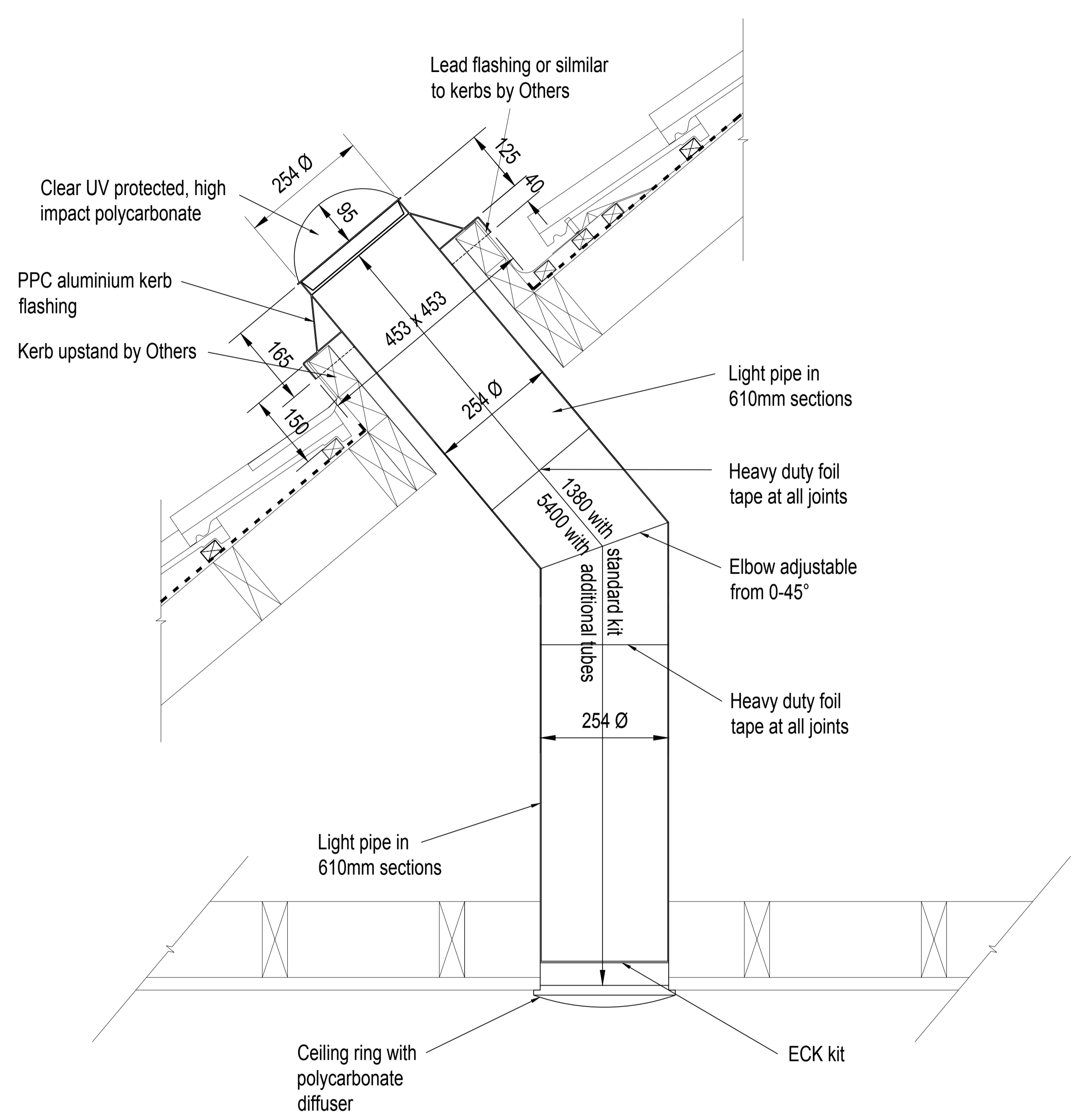


ALL WATERPROOFING BY OTHERS

FOR FULL INSTALLATION GUIDE SEE
ROOFLIGHTS & GLAZING INSTALLATION
INSTRUCTION DATA SHEET



13"/ 330mm NATURAL LIGHT TUBULAR SYSTEM
Two tubes and one elbow supplied as standard



10"/ 254mm NATURAL LIGHT TUBULAR SYSTEM
Two tubes and one elbow supplied as standard

IF IN DOUBT ASK DO NOT SCALE	IT IS THE RESPONSIBILITY OF THE KERB DESIGNER TO ENSURE THE KERB WILL BE STRUCTURALLY ADEQUATE TO HOLD THE ROOFLIGHT. KERBS SHOWN ON R&G DRAWINGS ARE FOR ILLUSTRATION PURPOSES ONLY.	DO NOT CUT STRUCTURAL TIMBER DURING THE INSTALLATION	THIS DRAWING MUST NOT BE COPIED OR PASSED TO A THIRD PARTY WITHOUT WRITTEN CONSENT FROM R&G LIMITED.	CHECKED	TOLERANCE UNLESS OTHERWISE STATED ±5	MATERIAL	FINISH	Rooflights and Glazing (UK) Limited, UNIT 5 IRONBRIDGE INDUSTRIAL STATE, 397 RETFORD ROAD, SHEFFIELD, S13 9WA. Telephone 0114 4081000. Fax 0114 2385511. E-mail sales@rooflightsandglazing.co.uk	TITLE: NATURAL LIGHT TUBULAR SYSTEM TYPICAL PITCHED ROOF INSTALLATION	DRAWING N°: RGP-SPPR-01	REV
				DATE DRAWN D. PUGH DATE 01-08-2016							